

HODDLE STREET

29.1

198 - 210 HODDLE STREET
3 Level Office

R . O . W

32.5



Stacker Park

Stacker Park

Stacker Park

Stacker Park

Stacker Park

Stacker Park

Stacker Park

Stacker Park

Stacker Park

5.9

0.4

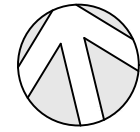
14.0

0.3

9.2

32.6

STUDLEY STREET



Information Schedule

Title Details	Lot 1 - PC369000F
Land Area	952 m ²
Total Car Parking	21

0 2 4 6 8



SCALE 1 : 150

Disclaimer: This plan has been prepared for marketing purposes only. Interested parties should undertake their own enquiries as to the accuracy of the information. Areas are approximate and dimension rounding may result in area discrepancies.

All land information taken from the Deposited Plan. Boundaries have not been defined.

Plan Prepared For:



SITE PLAN
198 - 210 Hoddle Street
ABBOTSFORD, VIC

Date: 27/07/2018	
Ref: 68155	Rev: -
Drawn: BS	Checked: IN
Scale: 1:150 @ A3	Sheet: 1 of 4

Australia | New Zealand



Start confident.

Building Measurement Specialist
Consulting Land Surveyors
3D Laser Scanning

ph. 03 9415 6565

www.realservice.com.au

HODDLE STREET

28.1

R.O.W

Amenities B

Office

Lift

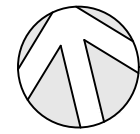
Amenities A

Fhr Elec

Amenities C

31.9

STUDLEY STREET



Information Schedule

Ground Floor	
Office	521 m ²
Total Area	521 m²
Amenities A	16 m ²
Amenities B	10 m ²
Amenities C	13 m ²

0 2 4 6 8



SCALE 1 : 150

Disclaimer: This plan has been prepared for marketing purposes only. Interested parties should undertake their own enquiries as to the accuracy of the information. Areas are approximate and dimension rounding may result in area discrepancies.

Plan Prepared For:



MARKETING DRAWING
Ground Floor, 198 - 210 Hoddle Street
ABBOTSFORD, VIC

Date:	27/07/2018
Ref:	68155
Rev:	-
Drawn:	MN
Checked:	IN
Scale:	1:150 @ A3
Sheet:	2 of 4

Australia | New Zealand



Building Measurement Specialist
Consulting Land Surveyors
3D Laser Scanning

ph. 03 9415 6565

www.realserve.com.au

HODDLE STREET

28.3

R.O.W

Amenities

Office

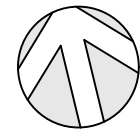
Lift

Fhr

Elec

32.1

STUDLEY STREET



Information Schedule

First Floor	
Office	563 m ²
Total Area	563 m²
Amenities	11 m ²

0 2 4 6 8



SCALE 1 : 150

Disclaimer: This plan has been prepared for marketing purposes only. Interested parties should undertake their own enquiries as to the accuracy of the information. Areas are approximate and dimension rounding may result in area discrepancies.

Plan Prepared For:



MARKETING DRAWING
 First Floor, 198 - 210 Hoddle Street
 ABBOTSFORD, VIC

Date:	27/07/2018
Ref:	68155
Rev:	-
Drawn:	BS
Checked:	IN
Scale:	1:150 @ A3
Sheet:	3 of 4

Australia | New Zealand



Building Measurement Specialist
 Consulting Land Surveyors
 3D Laser Scanning

ph. 03 9415 6565

www.realserve.com.au

HODDLE STREET

28.6

R.O.W

Amenities A

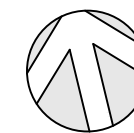
Office

Lift

Fhr Elec

32.0

STUDLEY STREET



Information Schedule

Second Floor	
Office	570 m ²
Total Area	570 m²
Amenities	11 m ²



Disclaimer: This plan has been prepared for marketing purposes only. Interested parties should undertake their own enquiries as to the accuracy of the information. Areas are approximate and dimension rounding may result in area discrepancies.

Plan Prepared For:



MARKETING DRAWING
 Second Floor, 198 - 210 Hoddle Street
 ABBOTSFORD, VIC

Date: 27/07/2018	
Ref: 68155	Rev: -
Drawn: BS	Checked: IN
Scale: 1:150 @ A3	Sheet: 4 of 4

Australia | New Zealand



Building Measurement Specialist
 Consulting Land Surveyors
 3D Laser Scanning

ph. 03 9415 6565
www.realserve.com.au