

SIR DONALD BRADMAN DRIVE



Information Schedule

| Tenancy 1 | |
|-------------------|----------------------------|
| Ground Floor | |
| Showroom | 385.8 m ² |
| Tea / Amenities | 24.0 m ² |
| Total Area | 409.8 m² |

| Tenancy 2 | |
|-------------------|----------------------------|
| Ground Floor | |
| Showroom | 519.6 m ² |
| Amenities B | 6.2 m ² |
| First Floor | |
| Office | 151.9 m ² |
| Tea B | 7.3 m ² |
| Amenities D | 13.1 m ² |
| Total Area | 698.1 m² |

| Tenancy 3 | |
|-------------------|----------------------------|
| Ground Floor | |
| Showroom | 507.1 m ² |
| Amenities A | 6.3 m ² |
| First Floor | |
| Office | 280.4 m ² |
| Tea A | 5.0 m ² |
| Amenities C | 11.7 m ² |
| Total Area | 810.5 m² |

Disclaimer: This plan has been prepared for marketing purposes only. Interested parties should undertake their own enquiries as to the accuracy of the information. Areas taken from Realserve Lettable Area Survey, Ref: 44390. Dated: 06/05/13.

Plan Prepared For:

MARKETING DRAWING
 12 - 18 Sir Donald Bradman Drive
 Mile End, SA

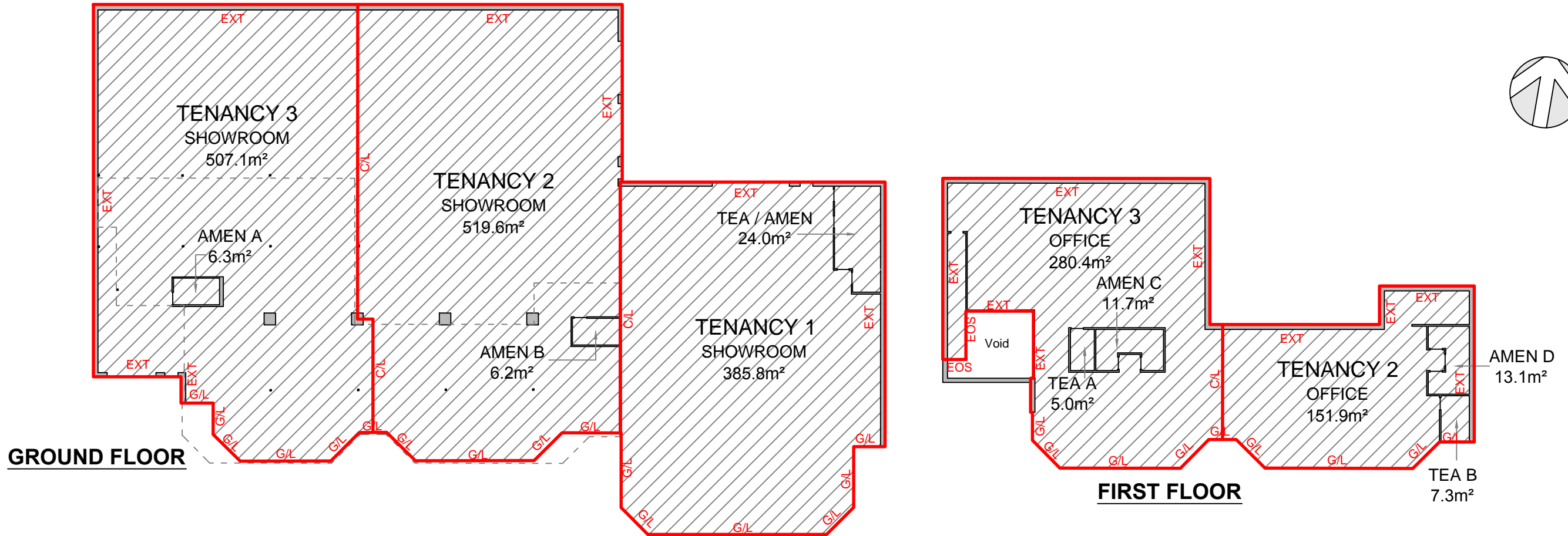
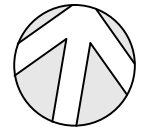
| | |
|-------------------|---------------|
| Date: 08/06/2013 | |
| Ref: 44390 | Rev: - |
| Drawn: MC | Checked: IN |
| Scale: 1:300 @ A3 | Sheet: 1 of 2 |


sydney canberra melbourne brisbane **adelaide** perth

Real Estate Plans & Surveys www.realserve.com.au

P 08 8293 5393
 F 08 8219 9954

LETTABLE AREA PLAN FOR 12-18 SIR DONALD BRADMAN DRIVE, MILE END, SA



| METHOD OF MEASUREMENT | TENANCY 1 | | TENANCY 2 | | TENANCY 3 | |
|--|-------------------|----------------------------|-------------------|----------------------------|-------------------|----------------------------|
| AREAS HAVE BEEN CALCULATED IN ACCORDANCE WITH THE PROPERTY COUNCIL OF AUSTRALIA (PCA) METHOD OF MEASUREMENT FOR LETTABLE AREA (MARCH 1997) (SURVEY DATE 06/05/2011) | GROUND FLOOR | | GROUND FLOOR | | GROUND FLOOR | |
| LETTABLE AREA  | SHOWROOM | 385.8 m ² | SHOWROOM | 519.6 m ² | SHOWROOM | 507.1 m ² |
| | TEA / AMENITIES | 24.0 m ² | AMENITIES B | 6.2 m ² | AMENITIES A | 6.3 m ² |
| | TOTAL AREA | 409.8 m² | FIRST FLOOR | | FIRST FLOOR | |
| GUIDELINES USED | | | OFFICE | 151.9 m ² | OFFICE | 280.4 m ² |
| GROSS LETTABLE AREA | | | TEA B | 7.3 m ² | TEA A | 5.0 m ² |
| | | | AMENITIES D | 13.1 m ² | AMENITIES C | 11.7 m ² |
| | | | TOTAL AREA | 698.1 m² | TOTAL AREA | 810.5 m² |

INT - INTERNAL FACE
 EXT - EXTERNAL FACE
 C/L - CENTRELINE WALL
 G/L - GLASS LINE
 EOS - EDGE OF STRUCTURE