










SITE PLAN


804-820 South Road, Edwardstown

ESTIMATED GROSS LETTABLE AREA

	SHOWROOM:	89 sq.metres
	OFFICE:	150 sq.metres
	AMENITIES:	9 sq.metres
	CANOPY:	127 sq.metres
	WASHBAY:	38 sq.metres
	CARPORT	29 sq.metres
	SHED 1:	37 sq.metres
	SHED 2:	37 sq.metres
	SHED 3:	56 sq.metres

TOTAL GROSS LA: 572 sq.metres

Complies with the
PCA Method of Measurement



Site Area: 5,037 sq.metres*

*approximate only - not surveyed



CHRISTINA STREET

30.30

6.03

gates
7.2w

HARDSTAND
YARD

47.68

SHOWROOM

CANOPY
15.8 x 8.0

OFFICE

WASH BAY
7.5 x 5.1

CARPORT
7.1 x 4.1

SHED 1
6.1 x 6.1

SHED 2
6.1 x 6.1

SHED 3
8.0 x 7.0

HARDSTAND
YARD

SHED

SHED

mobile
phone
tower

flood light

flood light

flood light

sign

flood light

10.24

SOUTH

ROAD

119.73

50.13

21.93

28.95

63.17