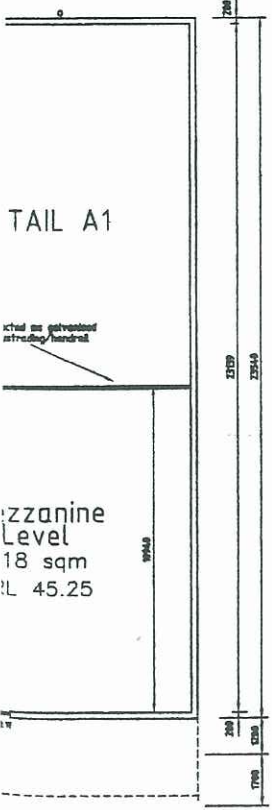

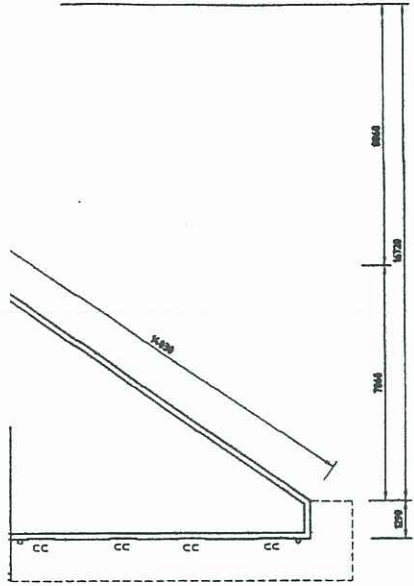



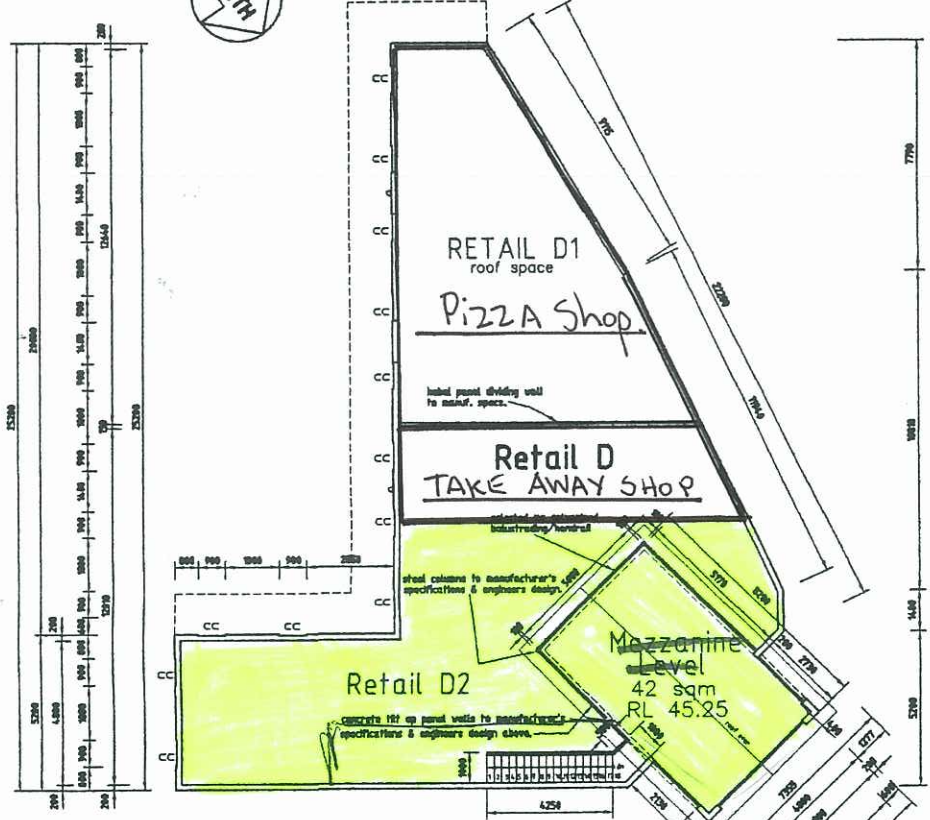
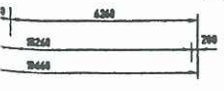
NOTE:
 © Copyright. This design and plan is the property of Fedele Design & Drafting Pty Ltd and must not be used, reproduced or copied wholly or in part without written permission from the company.

GENERAL NOTES

1. ALL DIMENSIONS AND FLOOR AREAS ARE TO BE VERIFIED BY BUILDER PRIOR TO THE COMMENCEMENT OF ANY BUILDING WORK. ANY DISCREPANCIES ARE TO BE CONFIRMED BY THE DESIGNER.
2. LEVELS SHOWN ARE APPROXIMATE UNLESS ACCOMPANIED BY REDUCED LEVELS BY A REGISTERED SURVEYOR.
3. FIGURED DIMENSIONS ARE TO BE TAKEN IN PREFERENCE TO SCALING.
4. ALL BOUNDARY CLEARANCES MUST BE VERIFIED BY THE SURVEYOR PRIOR TO THE COMMENCEMENT OF ANY BUILDING WORK.
5. WHERE ENGINEERING OR HYDRAULIC DRAWINGS ARE REQUIRED, SUCH MUST TAKE PREFERENCE TO THIS DRAWING.
6. STORMWATER TO BE CONNECTED AND DISCHARGED TO COUNCIL'S REQUIREMENTS AND TO AS 3506.3-1996.
7. ALL SERVICES TO BE LOCATED AND VERIFIED BY THE BUILDER WITH THE RELEVANT AUTHORITIES PRIOR TO THE COMMENCEMENT OF ANY BUILDING WORKS.



Mezzanine Level
18 sqm
RL 45.25



MEZZANINE LAYOUT PLAN



LEGEND

- gp : glazing panel, glass in frame over recess in concrete.
- fg : fixed glass in aluminium window frame
- cc : contrasting colour in recess
- gaw : glazed awning window

A				PRELIMINARY ONLY			
SCALE	DATE	AMENDMENTS					
MEMBER OF							
CLIENT:		MR. D. PENNA					
PROJECT:		PROPOSED RETAIL DEVELOPMENT LOT 119 IN SUBD. LOT 100 DP 1005902 MIRNAMURRA CIRCUIT PRESTONS					
TITLE:		PROPOSED MEZZANINE FLOOR LAYOUT PLANS					
APPROVED:							
DATE	29/12/01	SCALE:	CAO 1:100	DRG No.:	JOB No.:		
DESIGNED BY:				DA14	20200		
DRAWN BY:							
FEDALE DESIGN & DRAFTING PTY LTD. BUILDING CONSULTANTS AND DESIGNERS A.B.N. 14 062 499 240 Suite 25, No. 4 Station Street, Fairfield NSW Tel: (61) 02 9728 3234 Fax: (61) 02 9728 3044 EMAIL: info@fedale.com.au							