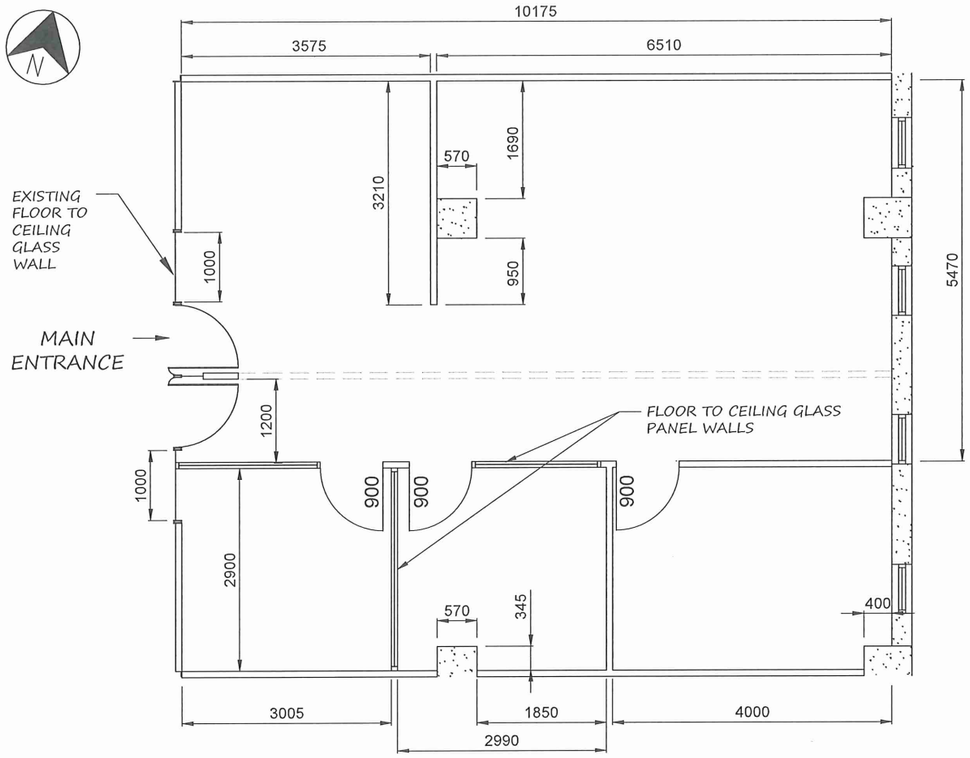

SUITE LAYOUT

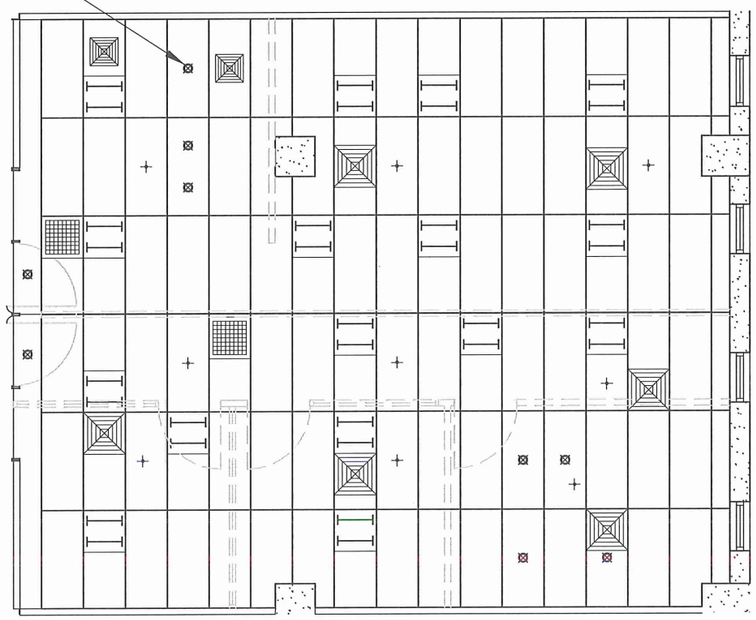

REFLECTED CEILING LAYOUT

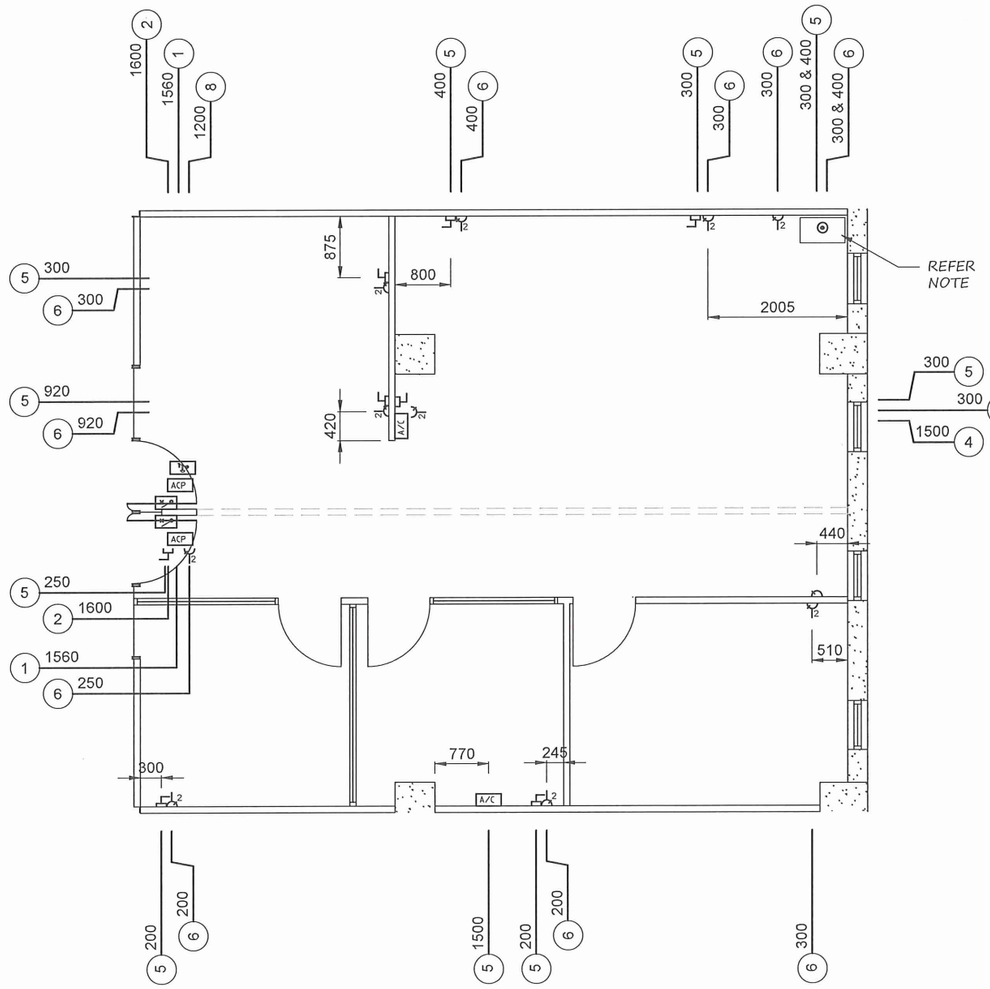

ELECTRICAL LAYOUT

NOTE:
650WX360DX600H GLASS PANEL BOX WITH TELEPHONE CABLE CONNECTION PANEL MOUNTED IN CORNER AT 1830 ABOVE FLOOR

Notes:

LEGEND

- FLOOR TO CEILING PARTITION WALL (VARYING HEIGHT SPECIFIED)
- FLOOR TO CEILING PARTITION WALL WITH GLASS (VARYING HEIGHT SPECIFIED)
- WINDOW
- CORE BUILDING STRUCTURE
- HEIGHT (1) – ITEM NUMBER – HEIGHT OF ITEM ABOVE FLOOR LEVEL (mm)
- ACP – ITEM (1) ALARM CONTROL PANEL
- ITEM (2) CIRCUIT BREAKER BOX
- ITEM (3) JUNCTION PANEL
- A/C – ITEM (4) AIR CONDITIONER CONTROLLER
- ITEM (5) GENERAL SOCKET - TELECOMMUNICATIONS
- 2 – ITEM (6) MULTIPLE SOCKET - POWER
- ITEM (7) SINGLE POLE - OFF/ON LIGHT SWITCH
- ITEM (8) EMERGENCY EXIT DOOR RELEASE PUSH BUTTON
- HALOGEN / LED DOWNLIGHT
- RETURN AIR GRILL
- ARMSTRONG TYPE CEILING LAMP CONTAINING 2-OFF FLUORESCENT LIGHTS
- AIR DISTRIBUTION TERMINAL
- FIRE SPRINKLER SYSTEM

REV:	DESCRIPTION:	BY:	DATE:
E	AS BUILT	PLM	15/05/18

STATUS: AS BUILT

SITE: 365 LITTLE COLLINS STREET MELBOURNE, VIC 3000			
TITLE: SUITES 5.11& 5.12 PLAN VIEW			
SCALE AT A3: 1:80	DATE: 2/10/14	DRAWN: DPM	CHECKED: DPM
PROJECT NO: -	DRAWING NO: 511		REVISION: E

DISCLAIMERS:

1. THIS DRAWING IS INDICATIVE ONLY AND NOT TO BE RELIED ON. NO PARTY ASSOCIATED WITH ITS CREATION WILL BE LIABLE FOR ITS ACCURACY. YOU ARE RESPONSIBLE FOR YOUR OWN DUE DILIGENCE
2. THIS DRAWING REMAINS THE INTELLECTUAL PROPERTY OF MELBOURNE CBD REAL ESTATE PTY LTD AND MUST NOT BE COPIED, TRANSMITTED OR REPRODUCED IN WHOLE OR IN PART WITHOUT THE PRIOR WRITTEN CONSENT OF THE COMPANY